

# For Authors Submitting **FRONT COVER ART ONLY** Design Guidelines

*Failure to adhere to these guidelines could result in additional charges, loss of quality or delay in production schedule. This is to assist you in providing trouble-free files.*

## 1 SET UP FILE

### • PAPERBACK

Find your actual **paperback** book size. Then, use the extended size shown.

Book Size:	Extended size should be:
5" x 8"	5.25" x 8.25"
5.5" x 8.5"	5.75" x 8.75"
6" x 9"	6.25" x 9.25"
7.5" x 9.25"	7.75" x 9.50"
8.25" x 11"	8.50" x 11.25"

### • HARDBACK

Find your actual **hardback** book size. Then, use the extended size shown.

Book Size:	Extended size should be:
5.5" x 8.5"	6.75" x 9.75"
6" x 9"	7.25" x 10.25"

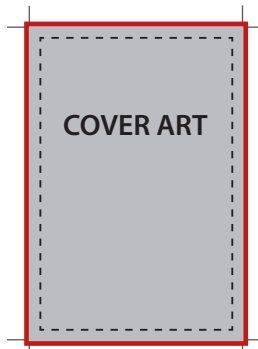
- Set resolution to 300 dpi. (In your image editing software go to **image size** and change resolution to 300.)
- Set file to process CMYK.
- **Paperback & Hardback** - If you purchased a PB & HB, you must submit a separate file for each cover.

CONTINUED NEXT PAGE


## 2 DESIGN COVER


Keep all important text, graphics, etc. within the **Live Image Area**. (See diagram below)


(PLEASE NOTE: Having borders or frames as part of the cover design could result in file shifting and being off centered at printers, therefore, we would recommend that borders or frames not be used.)




**PAPERBACK**


 **Live Image Area** - .25"  
from trim edges on all sides

 **Bleed Area** - extension for trim .125" on all sides (Completed in Step One)



**HARDBACK**

 **Live Image Area** - .50"  
from trim edges on all sides

 **Bleed Area** - extension for trim .625" on all sides (Completed in Step One)

## 3 SAVE FILE

### Data formats:

- Photoshop, Illustrator, InDesign
- QuarkXpress - please output a high res pdf (with images and fonts embedded) or export cover as an EPS
- EPS, JPG, TIFF or high res PDF (with images and fonts embedded)
- All images must be 300 dpi and process CMYK. Non-rasterized text is recommended for optimum quality.
- Postscript or Opentype fonts only (no TrueTypes please)
- If fonts are not submitted, please convert all text to outlines or paths or save as a flattened file

## 4 SEND FILE

Send file via one of the options below to your Author Support Representative.

- CD-ROM
- DVD
- Zip Disk (up to 250 MB)
- E-mail (only for files under 5 MB)

• **Upon receipt of correct front cover art, Xulon Press designers will create a spine and back cover layout for your book.**

*Xulon Press is not responsible for color variations, problems with file format or cover resolution. There will be a fee involved if printer rejects file due to problems in file creation. Additional files, such as layered .psd files, original native files, etc. may be requested if your cover does not meet the required specs.*